

Student guide to logging into show my homework

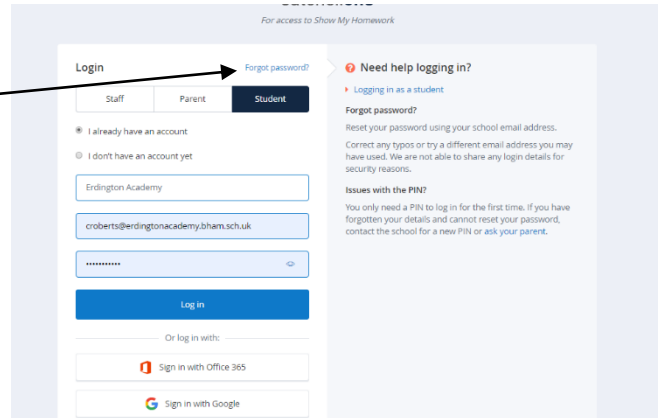
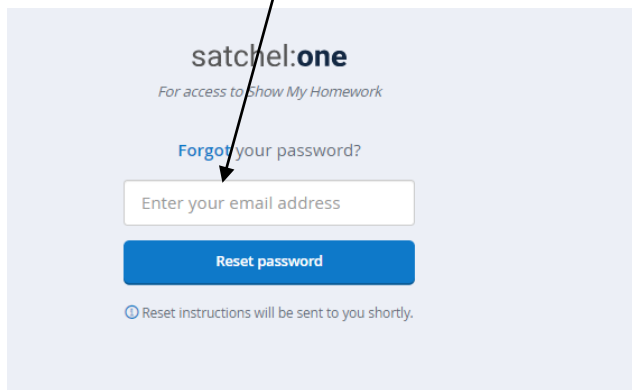
Your username is your school email address.

If you can't remember your password, click forgot password.

Put in your school email address

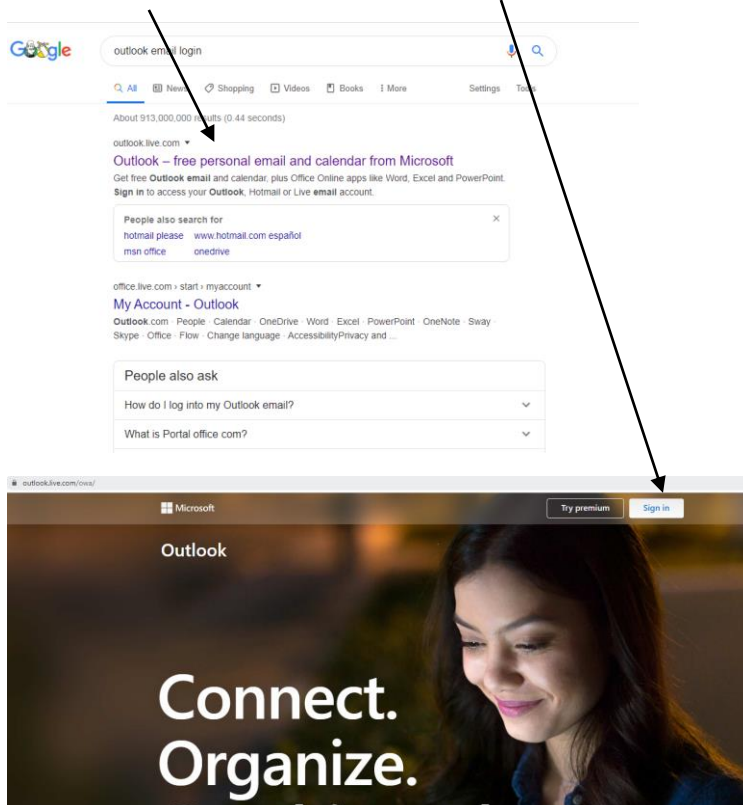
This starts with your ea number

Example, If my ea number is 1234 my email would be ea1234@erdingtonacademy.bham.sch.uk

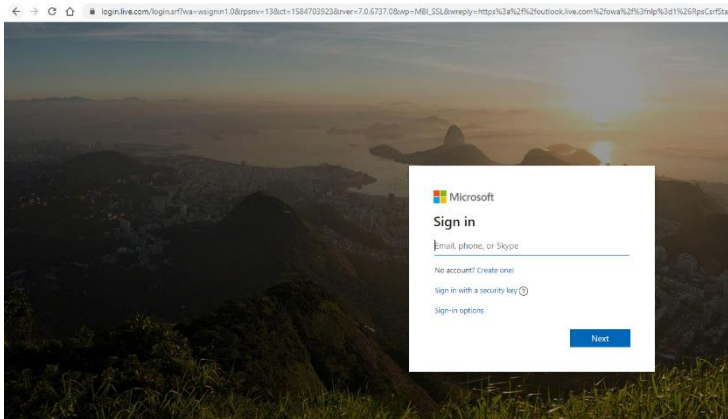


You now need to log into your school emails.

Search "outlook" on google. Then click sign in on the next page.



Once you see this page you put in your school email address then then your password. Your password to your emails is the same password you use when you log onto a school computer.



Find the email (it may be in the “other” or “junk” folder) and press “reset password”. It will then take you to this screen where you need to enter a new password twice. It needs to be at least 10 letters and include a capital letter, number and special character.

Change password

<p>New password</p> <input data-bbox="231 1052 1085 1086" type="text" value="New password"/> <input data-bbox="231 1108 367 1142" type="button" value="Change password"/>	<p>New password Confirmation</p> <input data-bbox="1125 1052 1559 1086" type="text" value="New password Confirmation"/>
--	---

From now on you log on with that password and your school email address as your username.