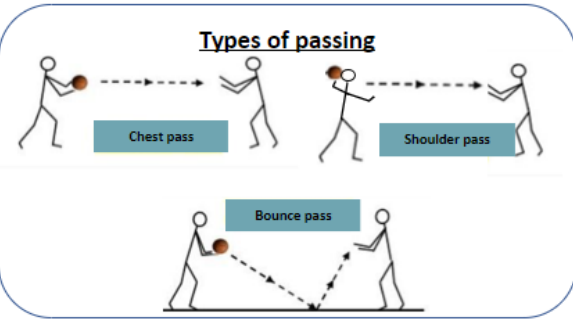
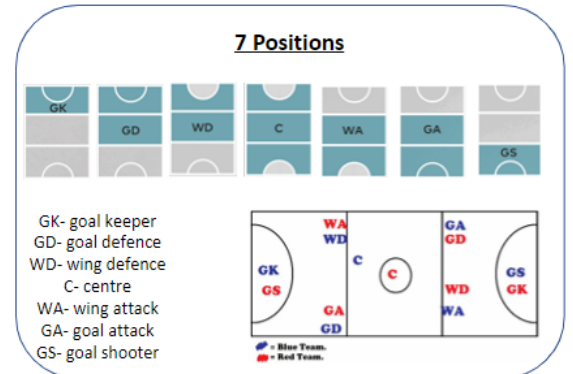
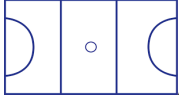



| Topics in this cycle: KS 3 Netball | Taught: Autumn 1 | Year Group: 7-9 |
|---|---|---|
| Key knowledge/concepts to be learnt ('Tell me about....') | | Websites/blogs/YouTube links and further reading to deepen and consolidate learning |
| <ul style="list-style-type: none"> What are the main types of passing in Netball?  <ul style="list-style-type: none"> What are the 7 positions in a Netball Team?  | <p>What are the rules and regulations in Netball?</p> <ul style="list-style-type: none"> 2 teams of 7 players Scoring: 1 goal each time the ball passes through the net Centre pass: After each goal is score, play restarts with a centre pass. Contact: you must not interfere with play by touching or pushing an opponent. Footwork: You must not move your landing foot or take 3 steps whilst in possession of the ball https://youtu.be/V1qINnl-Dis?si=rmFIIsDDUnmLIAAd Held ball: You can only hold the ball for 3 seconds. Obstruction: You must be 1 metre away from your opponent before your arms go up and over the ball. Offside: If you go in an area you're not allowed in, the umpire will call you offside Replaying the ball: You must not pick the ball up or bounce the ball | <p>Passing Chest Passing https://youtu.be/X6V4UPlwAL4?si=W3vo49Gmx7ZhgoJb Shoulder Passing https://youtu.be/DZWVWHBCRuPA?si=qUCXOx2bt04feU6G Bounce Pass https://youtu.be/V3aVfpLvO9Y?si=o_grijhu2r0c62cl</p> <p>Footwork https://youtu.be/F_xgNTwzJl8?si=U10AtuFkBeXK9g7b</p> <p>Pivoting https://youtu.be/NNa3wajWx_w?si=k8Pqf1bm02xrTlvB</p> <p>Shooting https://youtu.be/EWK5Zn2whfQ?si=DF0ve1iwHMnXLLd</p> <p>Attacking Skills https://youtu.be/s1LJDtgNrCY?si=uHVb0S1Cr-lQu2lA</p> <p>Defending Skills https://youtu.be/lzPJPCg5SCg?si=7l6yHGr_1lHBfP6F</p> <p>Netball Rules and Playing Positions explained. How to play Netball and Rules Introduction https://youtu.be/aBuxsRnU50A?si=LtnybrmdJKLgYn39</p> <p>The Rules of Netball -EXPLAINED! https://youtu.be/V1qINnl-Dis?si=rmFIIsDDUnmLIAAd</p> |

Home-School Learning Collaboration – Physical Education

| Key Vocabulary and Definitions to Be Learnt | | Family Learning Opportunities |
|--|--|--|
| Netball Court |  Area that a game of Netball is played on. | <p>Join a local Netball Club</p> <ul style="list-style-type: none"> Sutton Town Netball Club <p>We have a number of girls from Erdington Academy at Sutton Town Netball Club</p> <p>Home Sutton Town Netball Club</p> |
| Netballs | Equipment used to play Badminton | |
| Netball Bibs | 7 different letter positions to identify each playing position. GK, GD, WD, C, WA, GA, GS.  | |
| Types of passing Chest pass Shoulder pass Bounce pass | Different ways to pass the ball to your teammates | |
| Held Ball | You are only allowed to keep hold of the ball for 3 seconds during the game at any one time. | |
| Footwork Pivot Landing foot | In Netball there is a footwork rule as to how you land when receiving the ball. Land 1,2. Your landing foot is the first foot that goes on the ground. | |
| Attacking Skills: Dodging Sprint Dodge Change of Direction Fake/Feint Dodge | Dodging is how you get free from a player in Netball to receive the ball. One way of getting free is to change directions, to beat your opponent to receive the ball. | What will the Assessment look like? |
| Centre Circle | Where the centre pass is taken from | |
| Goal Circle | Playing area where only GK, GD, GS and GA are allowed | |
| Defending Skills: Marking Interception | Double lines on the court for both singles and doubles | |