

**Topics in this cycle:**  
KS 3/4 Rounders

**Taught:**  
Summer 1

**Year Group:**  
7--11

## Key knowledge/concepts to be learnt ('Tell me about...')

### What is Rounders?

- A sport with two teams with a maximum of **15 players**. No more than **9 players on the field** at any one time.
- Games are played on a square shaped pitch, divided by posts and boxes.
- Score points by hitting the ball. One point or half a point (Rounder) depending on where the player gets to in the field.
- The bowler bowls the ball to the batter who hits the ball forward on the Rounders Pitch. The batter then runs to as many posts as possible before the fielders return the ball to touch the post the batter is heading for.
- Players are assigned "positions".
- If the batter reaches the 2nd or 3rd post in one hit, the batting team scores  $\frac{1}{2}$  a Rounder. If the batter reaches 4th post in one hit, the batting team scores a Rounder
- Games are usually played over 2 innings with the aim of the game to score the most rounders. This is normally 30 "good balls".
- The play should be recorded on an accompanying scoresheet.

### Rounders positions

#### Post positions

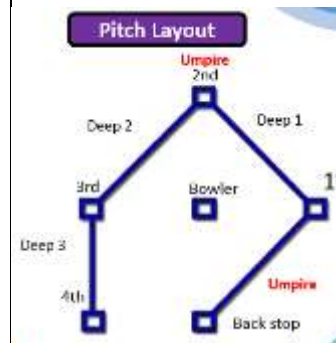
- 1<sup>st</sup> First Post
- 2<sup>nd</sup> Second Post
- 3<sup>rd</sup> Third Post
- 4<sup>th</sup> Fourth Post

#### Field positions

- D1-Deep 1
- D2-Deep 2
- D3-Deep 3

#### Direct positions

- BS-Back stop
- BO-Bowler



### Rules and Regulations

#### The very basic Rounders Rules are:

Rounders games are played between two teams. Each team has a maximum of 15 players and a minimum of 6 players. No more than 9 players may be on the field at any one time.

One team bats while the other team fields and bowls.

The bowler bowls the ball to the batter who hits the ball forward on the Rounders Pitch. The batter then runs to as many posts as possible before the fielders return the ball to touch the post the batter is heading for.

If the batter reaches the 2nd or 3rd post in one hit, the batting team scores  $\frac{1}{2}$  a Rounder. If the batter reaches 4th post in one hit, the batting team scores a Rounder.

Games are usually played over 2 innings with the aim of the game to score the most Rounders.

### Batting

<https://youtu.be/m2r8dWmFZGk>

### Bowling

<https://youtu.be/5oHdTARFmOY>

### Fielding Skills

<https://youtu.be/1UuuPHWnP-M>

<https://youtu.be/ST1ejoVgsmo>

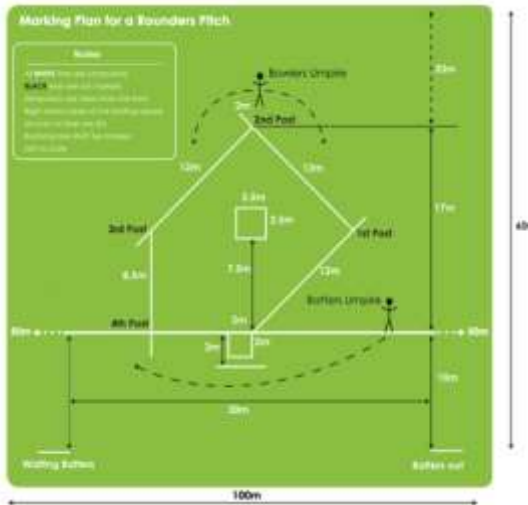
### Rounders Rules

[https://youtu.be/f5Lxiy9\\_L9Q](https://youtu.be/f5Lxiy9_L9Q)

### Rounders Matchplay

#### England V Wales highlights

<https://youtu.be/veMacwRU9ms>



**A batter is out when...**

- The post a batter is running to is stumped.
- The batter is caught out.
- A batter overtakes another batter on the track.
- A batter deliberately drops or throws their bat.
- The batter misses or hits the ball and their foot is over the front or back line of the batting square.
- A batter runs inside the posts (unless obstructed).
- If the batter is ordered to make and maintain contact with the post and refuse to do so.
- The batter loses contact with the post; When the bowler has the ball and is in the square. (Except on an over run). During the bowler's action but before they release the ball

**A No Ball will occur if:**

- The ball is not thrown in a smooth underarm action.
- The ball is above the batter's head or below the batters knee.
- The ball bounces on the way to the batter.
- The ball is thrown wide or straight at the batter's body.
- The bowler's foot is outside the square during the bowling action.

**Running around**

- If a batter stops at a post, they must keep in contact with the post, with hand or bat. If they don't, the fielding side can stump the following post to put the batter out.
- Batters can run on to a post even if it has been previously stumped (you don't score if the post immediately ahead has been stumped).
- When the bowler has the ball in the bowling square a batter cannot move on, but if they are between posts they can carry on to the next.
- There cannot be two batters at a post. The umpire will ask the first to run on when the second makes contact.
- When at a post, the batter does not have to move on for every ball bowled.
- Once in contact with the post, a batter may turn the corner over the 2-metre line.
- Batters can move on as soon as the ball leaves the Bowler's hand, including no balls.
- Batters must touch 4th post on getting home.

**Key Skills**

**Speed:** To move quickly across the field at pace without getting out.

**Agility :** To rapidly change your direction with precise control to move around the post.

**Catching :-**Feet shoulder width apart, looking at the ball and cupping it into your hands and closing your fingertips.

**Communicating :-** Using different communication styles to talk to your team. Warning them of changes in play.

**Batting:-**Hitting the ball with as much force as possible and trying to aim the bat in the direction you want the ball to travel. Keep your shoulders level and your head steady, don't turn. Both feet should be firmly on the ground when you hit the ball.

**Bowling:** Grip loosely on the ball. Take a step into your bowl with opposite leg to bowling arm . Release the ball in the direction you want the ball to travel. There are lots of different types of bowling fast, slow, spin and donkey drop bowls. To spin bowling you will need to do a split finger grip, or bunny fingers.

**Reaction Time:** Is how quickly a player can respond to a particular stimulus the ball or another player. Or helping you to do a barrier move.




**Hand eye coordination:** good hand eye coordination can help you make good contact with the ball, helping you to hit the ball further.

**Tactics:** For example, working out who bats first and who bats last. This can really help from a tactical perspective.

**Also, when starting the game who fields first, who bats first.**

# Home-School Learning Collaboration – Physical Education



Key Vocabulary and Definitions To Be Learnt		What Will The Assessment Look Like?
<b>Rounders Bat</b> 	Equipment used to hit the ball in Rounders. There are 3 types of bats.	<b>BASE Assessment</b> <ul style="list-style-type: none"> <li>• Beginning</li> <li>• Approaching</li> <li>• Secure</li> <li>• Exceeding</li> </ul>
<b>Rounders Ball</b> 	These can be hard or softer, you need to catch the ball to get someone out.	
<b>and Rounders Posts Bases</b> 	Rounders posts are normally white and used to 'stump' the ball. Bases are normally black.	
<b>Batting Team</b>	This is the team who are batting, normally 9 players	
<b>Fielding Team</b>	This is the team who are in field, normally 9 players	
<b>"Out"</b>	This means you have been caught or stumped out	
<b>"In"</b>	This means the umpire has deemed you are in.	<b>Family Learning Opportunities</b>  Sutton Coldfield Outdoor Rounders League <a href="https://www.google.co.uk/url?sa=t&amp;rct=j&amp;q=&amp;esrc=s&amp;source=web&amp;cd=1&amp;ved=2ahUKEwiDn8vKk8vZhwYKAEQ&amp;url=https://www.suttoncoldfield.co.uk/rounders-league%2F&amp;usq=A0vV">https://www.google.co.uk/url?sa=t&amp;rct=j&amp;q=&amp;esrc=s&amp;source=web&amp;cd=1&amp;ved=2ahUKEwiDn8vKk8vZhwYKAEQ&amp;url=https://www.suttoncoldfield.co.uk/rounders-league%2F&amp;usq=A0vV</a>
<b>Obstruction</b>	This is where a player gets in the way of another player, normally in field. The player who is obstructed gets ½ rounder.	
<b>Wait at first</b>	If a player hits the ball backwards, behind the pitch. A player must wait at first post until the ball crosses the batting line	
<b>Stump</b>	This is the motion of the ball touching the base or post	
<b>Rounder</b>	This means you have scored 1 point called a rounder	
<b>Half a Rounder</b>	This means you have scored ½ point called half a rounder	