ERDINGTON ACADEMY

KS3 D&T including Food subject learning journey

ENRICHING LIVES; TRANSFORMING FUTURES

Key: I=investigate, D=design, M=make, E=evaluate

KS4 Possible Pathways:

- FOOD PREPARATION & NUTRITION
- ENGINEERING DESIGN

ART & DESIGN

- PHOTOGRAPHY
- ART & DESIGN

A is for Aesthetics
C is for Cost
C is for Customer
E is for Environment
S is for Size
S is for Safety
F is for Function
M is for Material

I D M E

D&T-PD Los Angeles Olympics Games 2028 Medals (CAD&CAM)

Students learn how to investigate a design context using 5WH, Investigate using primary and secondary research leading to a design specification. ACCESS- FMM

K

Textiles Mobile Phone Hanger

An introduction to fabrics and surface decoration through Tie dye, stencil print and sewing machine

I D M E

Through a DMA students create a pencil case by developing their understanding of pattern and decorating.

Graphics Fragrance packaging

M

Students learn how to create initial ideas, develop them through evaluating against design specification modeling and then make their final product.

K

A is for Aesthetics
C is for Cost
C is for Customer
E is for Environment
S is for Size
S is for Safety
F is for Function
M is for Material

Yr. 9

FPaN Science of Cooking & Food from around the world

I M E



Textiles Fabric Wallet

I D M E

An introduction to fabrics and surface decoration through fabric markers, fabric pastels and sewing machine

D&T-PD Jewellery metal

I D M E

I D M E

A is for Aesthetics
C is for Cost
C is for Customer
E is for Environment
S is for Size
S is for Safety
F is for Function
M is for Material

Yr. 8

Students are taught about metals and how we manufacture with them through casting.

I D M E

D&T-PD Coat Hook

An introduction to fabrics and surface decoration through applique and hand sewing.

M E

The focus for this unit is understanding Polymers and how to shape and form them.

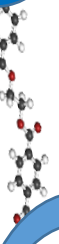

Through a DMA, students are introduced to timbers, polymers, textiles and paper and boards. They learn about their categories, properties and stock form then how to cut, shape and finish them.

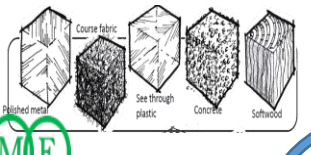

I M E

FPaN Special Diet & Food Provenance

Graphics Post card/ Greeting card

I D M E

Learning is based around the design and make principles techniques used for communicating ideas - Rendering, 2d and 3d Perspective, Crating.

I D M E

Textiles Fabric Monster Keyring

I D M E

Students will use 2d design v2 to create a jigsaw puzzle then get it laser cut. They will then create a blister package to hold product.

Graphics Jigsaw puzzle including packaging

I D M E

K

FPaN Healthy Eating Fruits & Vegetables

K

Yr. 7

In KS3 D&T students will be engaged in 10 lessons in 4 areas = (Textiles, Graphics, Product Design & FPaN)

K