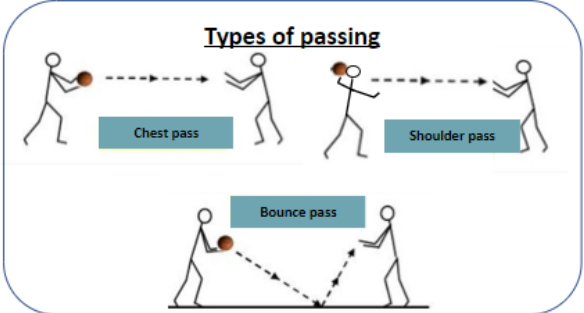
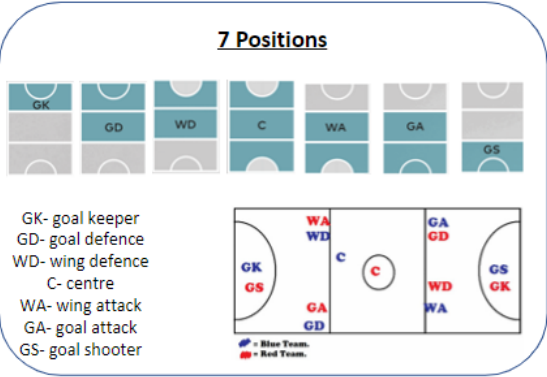
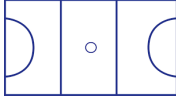


<b>Topics in this cycle:</b> Year 7 and 8 Netball ½ term each class in Autumn Term	<b>Taught:</b> Autumn 2	<b>Year Group:</b> 7-8
<b>Key knowledge/concepts to be learnt ('Tell me about....')</b>		<b>Websites/blogs/YouTube links and further reading to deepen and consolidate learning</b>
<div style="display: flex; justify-content: space-between;"> <div style="width: 45%;"> <p><b>What are the main types of passing in Netball?</b></p>  <p><b>Types of passing</b></p> <p>Chest pass</p> <p>Shoulder pass</p> <p>Bounce pass</p> </div> <div style="width: 45%;"> <p><b>What are the rules and regulations in Netball?</b></p> <ul style="list-style-type: none"> <li>2 teams of 7 players</li> <li><b>Scoring:</b> 1 goal each time the ball passes through the net</li> <li><b>Centre pass:</b> After each goal is score, play restarts with a centre pass.</li> <li><b>Contact:</b> you must not interfere with play by touching or pushing an opponent.</li> <li><b>Footwork:</b> You must not move your landing foot or take 3 steps whilst in possession of the ball  <a href="https://youtu.be/V1qINnl-Dis?si=rmFllsDDUnmLIAAd">https://youtu.be/V1qINnl-Dis?si=rmFllsDDUnmLIAAd</a></li> <li><b>Held ball:</b> You can only hold the ball for 3 seconds.</li> <li><b>Obstruction:</b> You must be 1 metre away from your opponent before your arms go up and over the ball.</li> <li><b>Offside:</b> If you go in an area you're not allowed in, the umpire will call you offside</li> <li><b>Replaying the ball:</b> You must not pick the ball up or bounce the ball if you have been offside.</li> </ul> </div> </div> <div style="display: flex; justify-content: space-between;"> <div style="width: 45%;"> <p><b>What are the 7 positions in a Netball Team?</b></p>  <p><b>7 Positions</b></p> <p>GK- goal keeper                  GD- goal defence                  WD- wing defence                  C- centre                  WA- wing attack                  GA- goal attack                  GS- goal shooter</p> <p>Blue Team: GK, GD, WD, C, WA, GA, GS                  Red Team: GK, GD, WD, C, WA, GA, GS</p> </div> <div style="width: 45%;"></div> </div>		<p><b>Passing</b>                  Chest Passing  <a href="https://youtu.be/X6V4UPlwAL4?si=W3vo49Gmx7ZhgoJb">https://youtu.be/X6V4UPlwAL4?si=W3vo49Gmx7ZhgoJb</a>                  Shoulder Passing  <a href="https://youtu.be/DZWWHBCRuPA?si=qUCXOx2bt04feU6G">https://youtu.be/DZWWHBCRuPA?si=qUCXOx2bt04feU6G</a>                  Bounce Pass  <a href="https://youtu.be/V3aVfpLvO9Y?si=o_grijxur0c62cl">https://youtu.be/V3aVfpLvO9Y?si=o_grijxur0c62cl</a></p> <p><b>Footwork</b>  <a href="https://youtu.be/F_xgNTwzJl8?si=U10AtuFkBeXK9g7b">https://youtu.be/F_xgNTwzJl8?si=U10AtuFkBeXK9g7b</a></p> <p><b>Pivoting</b>  <a href="https://youtu.be/NNa3wajWx_w?si=k8Pqf1bm02xrTlvB">https://youtu.be/NNa3wajWx_w?si=k8Pqf1bm02xrTlvB</a></p> <p><b>Shooting</b>  <a href="https://youtu.be/EWK5Zn2whfQ?si=DF0ve1iwHMnXLLd">https://youtu.be/EWK5Zn2whfQ?si=DF0ve1iwHMnXLLd</a></p> <p><b>Attacking Skills</b>  <a href="https://youtu.be/s1LJDtgNrCY?si=uHVb0S1Cr-lQu2IA">https://youtu.be/s1LJDtgNrCY?si=uHVb0S1Cr-lQu2IA</a></p> <p><b>Defending Skills</b>  <a href="https://youtu.be/lzPJPCg5SCg?si=7l6yHGr_1lHBfP6F">https://youtu.be/lzPJPCg5SCg?si=7l6yHGr_1lHBfP6F</a></p> <p><b>Netball Rules and Playing Positions explained.</b>                  How to play Netball and Rules Introduction  <a href="https://youtu.be/aBuxsRnU50A?si=LtnybrmdJKLgYn39">https://youtu.be/aBuxsRnU50A?si=LtnybrmdJKLgYn39</a></p> <p>The Rules of Netball -EXPLAINED!  <a href="https://youtu.be/V1qINnl-Dis?si=rmFllsDDUnmLIAAd">https://youtu.be/V1qINnl-Dis?si=rmFllsDDUnmLIAAd</a></p>


--	--

Key Vocabulary and Definitions to Be Learnt	Family Learning Opportunities
---	-------------------------------

<b>Netball Court</b>		Join a local Netball Club <ul style="list-style-type: none"> <li>• Sutton Town Netball Club</li> </ul>
<b>Netballs</b>	Equipment used to play Badminton	

# Home-School Learning Collaboration – Physical Education



<p><b>Netball Bibs</b></p>	<p>7 different letter positions to identify each playing position. GK, GD, WD, C, WA, GA, GS.</p> 	<p>We have a number of girls from Erdington Academy at Sutton Town Netball Club</p> <p><a href="#">Home   Sutton Town Netball Club</a></p>
<p><b>Types of passing</b> Chest pass Shoulder pass Bounce pass</p>	<p>Different ways to pass the ball to your teammates</p>	
<p><b>Held Ball</b></p>	<p>You are only allowed to keep hold of the ball for 3 seconds during the game at any one time.</p>	
<p><b>Footwork</b> Pivot Landing foot</p>	<p>In Netball there is a <b>footwork</b> rule as to how you land when receiving the ball. <b>Land 1,2.</b> Your <b>landing foot</b> is the <b>first</b> foot that goes on the ground.</p>	
<p><b>Attacking Skills:</b> Dodging Sprint Dodge Change of Direction Fake/Feint Dodge</p>	<p>Dodging is how you get free from a player in Netball to receive the ball. One way of getting free is to change directions, to beat your opponent to receive the ball.</p>	<p><b>What will the Assessment look like?</b></p>
<p><b>Centre Circle</b></p>	<p>Where the centre pass is taken from</p>	
<p><b>Goal Circle</b></p>	<p>Playing area where only GK, GD,GS and GA are allowed</p>	
<p><b>Defending Skills:</b> Marking Interception</p>	<p>Double lines on the court for both singles and doubles</p>	
		<p><b>BASE Assessment</b></p> <ul style="list-style-type: none"> <li>• Beginning</li> <li>• Approaching</li> <li>• Secure</li> <li>• Exceeding</li> </ul>