





<p>Topics in this cycle: Girls PE Option Dodgeball</p>	<p>Taught: Spring 2</p>	<p>Year Group: Year 9 – 11</p>
<p>Key knowledge/concepts to be learnt ('Tell me about...')</p>		<p>Websites/blogs/YouTube links and further reading to deepen and consolidate learning</p>
<p style="text-align: center;">Throws used in dodgeball:</p> <div style="display: flex; justify-content: space-around;"> <div style="border: 2px solid purple; padding: 5px; width: 200px;"> <ol style="list-style-type: none"> 1. Boundaries 2. Hit 3. Catch 4. Dead vs Live Ball 5. Once You are Out 6. Blocking 7. Dodgeballs 8. Start of Game 9. End of Game 10. Dodging </div> <div style="text-align: center;"> <p>Overarm throw</p>  </div> <div style="text-align: center;"> <p>Sling shot/ side</p>  </div> <div style="text-align: center;"> <p>Underarm</p>   </div> </div> <p style="text-align: center; margin-top: 20px;">Top 10 Rules Of Dodgeball</p>		<p>Throwing Skills: Coaching Dodgeball: Throwing Skills - YouTube</p> <p>Catching Skills: Coaching Dodgeball: Catching Skills - YouTube</p> <p>Blocking Skills: Coaching Dodgeball: Blocking Skills - YouTube</p> <p>Dodging Skills: Coaching Dodgeball: Dodging Skills - YouTube</p> <p>Rules of dodgeball: The Rules of Dodgeball - EXPLAINED! - YouTube</p>

Home-School Learning Collaboration – Physical Education



Key Vocabulary and Definitions To Be Learnt		What Will The Assessment Look Like?
Types of throws: Overhead throw Underarm throw Sling shot/side arm	Different ways to throw the ball in a game.	
Catching: Normal catch Team catch	How to catch a ball at different heights and why this is important	
Dodging: Dodge Dip Dive Duck	Avoid (someone or something) by a sudden quick movement. The 4 main ways to dodge the ball in a game.	
Blocking	A defensive act of deflecting a thrown live ball with a held ball.	
Tactics	An action or strategy carefully planned to achieve a specific end.	
		Family Learning Opportunities