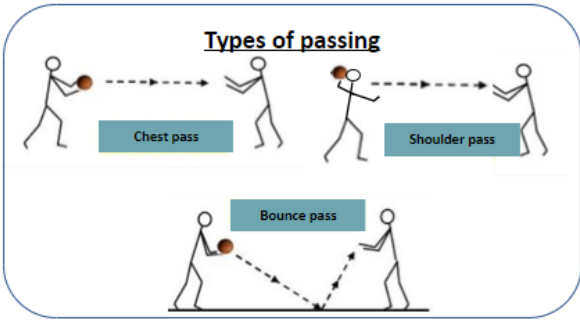
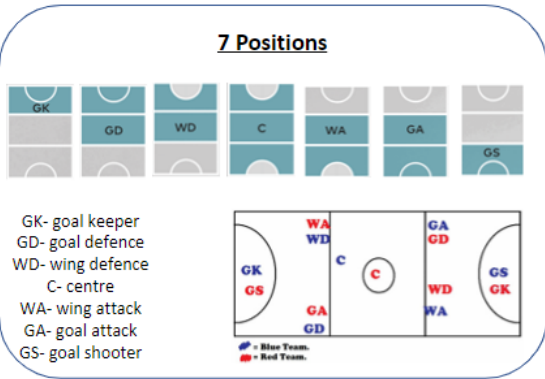
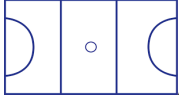



Topics in this cycle: KS 3 Netball	Taught: Autumn 2	Year Group: 7-9
Key knowledge/concepts to be learnt ('Tell me about....')		Websites/blogs/YouTube links and further reading to deepen and consolidate learning
<ul style="list-style-type: none"> What are the main types of passing in Netball?  <ul style="list-style-type: none"> What are the 7 positions in a Netball Team? 	<p>What are the rules and regulations in</p> <ul style="list-style-type: none"> 2 teams of 7 players Scoring: 1 goal each time the ball passes through the net Centre pass: After each goal is score, play restarts with a centre pass. Contact: you must not interfere with play by touching or pushing an opponent. Footwork: You must not move your landing foot or take 3 steps whilst in possession of t https://youtu.be/V1qINnl-Dis?si=rmFIIsDDUnmLIAaD he ball Held ball: You can only hold the ball for 3 seconds. Obstruction: You must be 1 metre away from your opponent before your arms go up and over the ball. Offside: If you go in an area you're not allowed in, the umpire will call you offside Replaying the ball: You must not pick the ball up or bounce the ball if you have dropped it. 	<p>Passing Chest Passing https://youtu.be/X6V4UPlwAL4?si=W3vo49Gmx7ZhgoJb Shoulder Passing https://youtu.be/DZWVWHBCRuPA?si=qUCXOx2bt04feU6G Bounce Pass https://youtu.be/V3aVfpLvO9Y?si=o_grihXu2r0c62cl</p> <p>Footwork https://youtu.be/F_xgNTwzJl8?si=U10AtuFkBeXK9g7b</p> <p>Pivoting https://youtu.be/NNa3wajWx_w?si=k8Pqf1bm02xrTlvB</p> <p>Shooting https://youtu.be/EWK5Zn2whfQ?si=DF0ve1iwHMnXLLd</p> <p>Attacking Skills https://youtu.be/s1LJDtgNrCY?si=uHVb0S1Cr-lQu2lA</p> <p>Defending Skills https://youtu.be/lzPJPCg5SCg?si=7l6yHGr_l1HBfP6F</p> <p>Netball Rules and Playing Positions explained. How to play Netball and Rules Introduction https://youtu.be/aBuxsRnU50A?si=LtnybrmdJkLgYn39</p> <p>The Rules of Netball -EXPLAINED! https://youtu.be/V1qINnl-Dis?si=rmFIIsDDUnmLIAaD</p>

Home-School Learning Collaboration – Physical Education

Key Vocabulary and Definitions to Be Learnt		What will the Assessment look like?
Netball Court	 Area that a game of Netball is played on.	<p><u>Quality of Performance</u> Students will be BASE assessed on their practical skills related to Netball in isolation, small sided and recognised games.</p> <p><u>Quality of theoretical Understanding</u> Students will also be assessed on their theoretical knowledge related to Netball. Including</p> <ul style="list-style-type: none"> • Rules and regulations • Skills and tactics • Analysis of performance
Netballs	Equipment used to play Badminton	
Netball Bibs	7 different letter positions to identify each playing position. GK, GD, WD, C, WA, GA, GS. 	
Types of passing Chest pass Shoulder pass Bounce pass	Different ways to pass the ball to your teammates	
Held Ball	You are only allowed to keep hold of the ball for 3 seconds during the game at any one time.	
Footwork Pivot Landing foot	In Netball there is a footwork rule as to how you land when receiving the ball. Land 1,2. Your landing foot is the first foot that goes on the ground.	
Attacking Skills: Dodging Sprint Dodge Change of Direction Fake/Feint Dodge	Dodging is how you get free from a player in Netball to receive the ball. One way of getting free is to change directions, to beat your opponent to receive the ball.	<p>Family Learning Opportunities</p> <p>Join a local Netball Club</p> <ul style="list-style-type: none"> • Sutton Town Netball Club • Stockland Belles Netball Club <p>Home Sutton Town Netball Club</p>
Centre Circle	Where the centre pass is taken from	
Goal Circle	Playing area where only GK, GD,GS and GA are allowed	
Defending Skills: Marking Interception	Double lines on the court for both singles and doubles	